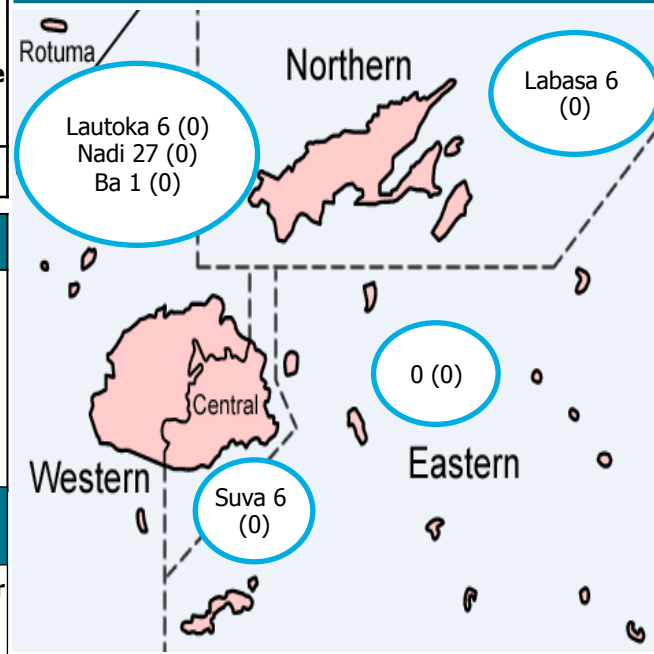




**Current status of cases**

Total cases (new since last update)	Total active cases	Total recovered (new since last update)	Total deaths (new since last update)	Days since last border quarantine case	Days since last case outside border quarantine	Days since first case
46 (0)	0	44 (2)	2 (0)	16	248	278

**Cases by location when reported (active cases)**



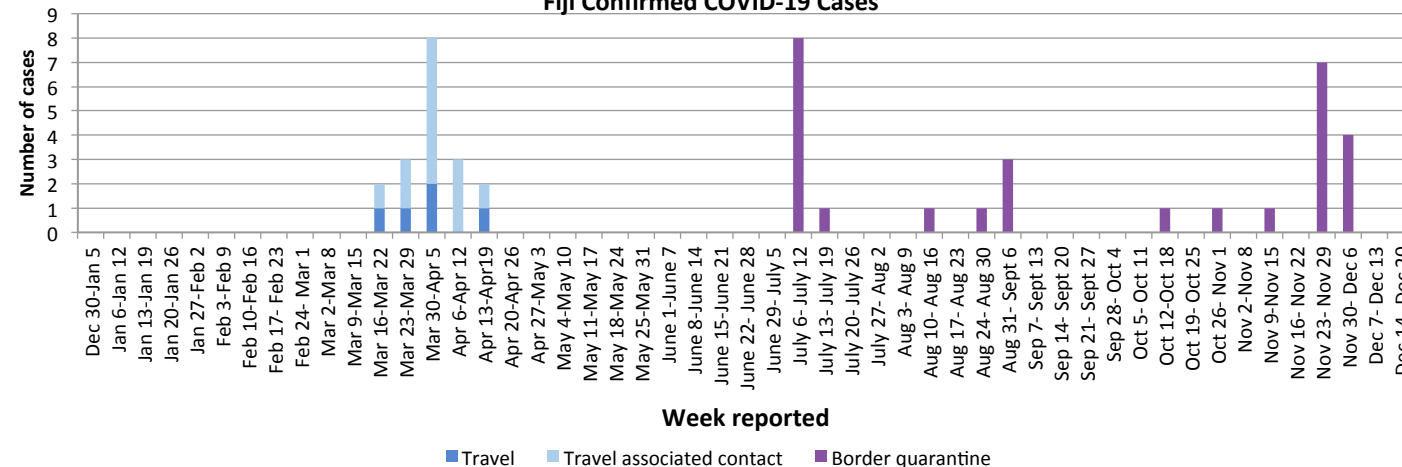
**Transmission**

WHO classification: Sporadic cases. Note: All cases reported from March 19<sup>th</sup> to April 18<sup>th</sup> were international travel associated, or epidemiologically linked to international travel associated cases in the community. There were 0 cases reported from April 19<sup>th</sup> to July 5<sup>th</sup>. **Cases from July 6<sup>th</sup> to date were international travel associated - detected while undergoing mandatory 14 day quarantine in government designated international border quarantine facilities in Nadi.\***

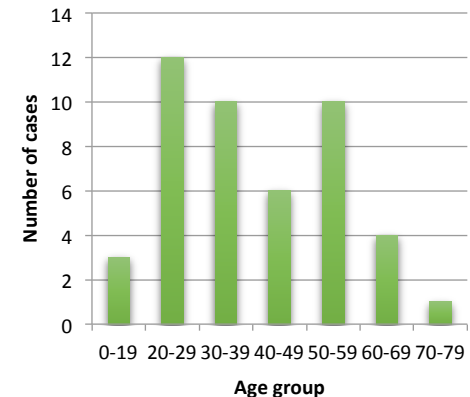
**Laboratory testing**

Total tests done	Total tests per 1000 population	7 day rolling test average	2 week rolling test average	Test positivity (%)	Total tests per confirmed case
19,883	22.5	154.9	1371.5	0.2	430.1

**Fiji Confirmed COVID-19 Cases**



**Number of cases by age group**



Female = 20 Male = 26



**FIJIAN GOVERNMENT**  
**MINISTRY OF HEALTH AND MEDICAL SERVICES**

\*2 border cases recorded in week of November 30-December 6<sup>th</sup> were crew of the international cargo vessel MV Island Chief, which had docked at the Lautoka and Suva ports after arriving from New Zealand, via Nukualofa, Tonga – none of the crew disembarked in Fiji. The 2 positive cases onboard were admitted to a hospital isolation facility. For more information see <http://www.health.gov.fj/press-statement-potential-covid-19-cases/>