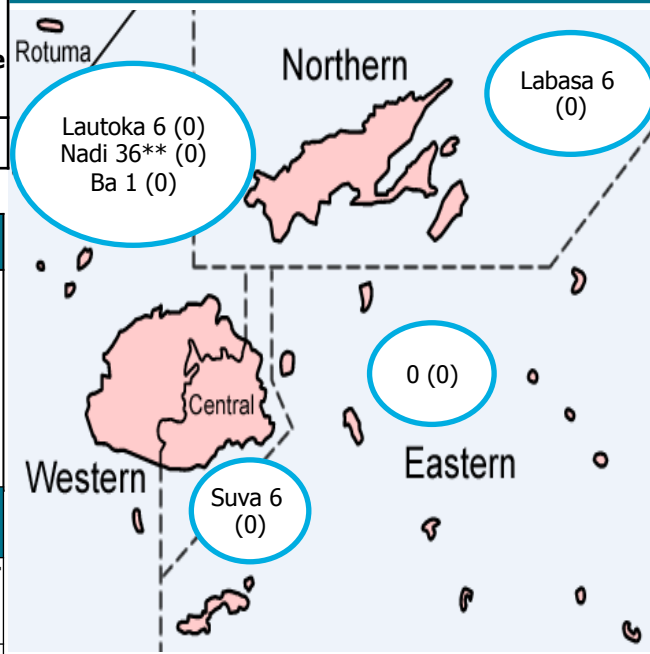




Current status of cases

Total cases (new since last update)	Total active cases	Total recoveries	Total deaths	Days since last border quarantine case	Days since last case outside border quarantine	Days since first case
55 (0)	0	53	2	26	289	319

Cases by location when reported (active cases)

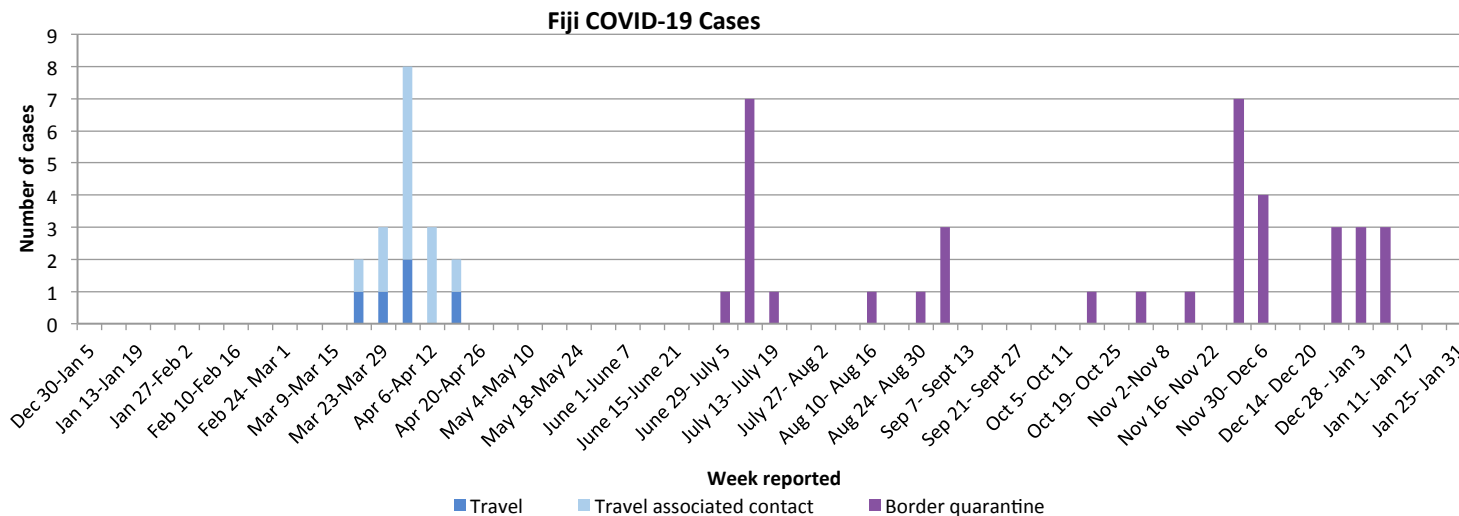


Transmission

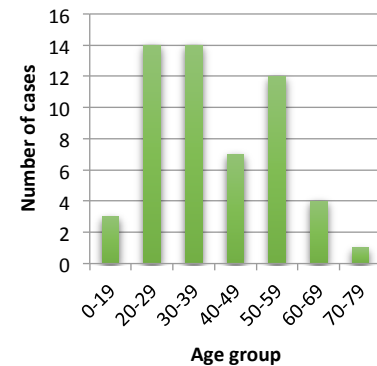
WHO classification: Sporadic cases. Note: All cases reported from March 19th to April 18th were international travel associated, or epidemiologically linked to international travel associated cases in the community. There were 0 cases reported from April 19th to July 5th. **Cases from July 6th to date were international travel associated - detected while undergoing mandatory 14 day quarantine in government designated international border quarantine facilities in Nadi.***

Laboratory testing

Total tests done	Total tests per 1000 population	7 day rolling test average	2 week rolling test average	Test positivity (%)	Total tests per confirmed case
26,118	29.5	157.7	1179.5	0.2	473.1



Number of cases by age group



Female = 24 Male = 31



FIJIAN GOVERNMENT
MINISTRY OF HEALTH AND MEDICAL SERVICES

*2 border cases recorded in week of November 30-December 6th were crew of the international cargo vessel MV Island Chief, which had docked at the Lautoka and Suva ports after arriving from New Zealand, via Nukualofa, Tonga – none of the crew disembarked in Fiji. The 2 positive cases onboard were admitted to a hospital isolation facility. For more information see <http://www.health.gov.fj/press-statement-potential-covid-19-cases/>

**The government designated international border quarantine facilities are located in Nadi, therefore border quarantine cases are almost exclusively reported from Nadi. This explains the disproportionately high number of cases recorded for Nadi compared to other locations.