

VACCINATION REGISTRY SYSTEM

International Travel
Public User Guide



Ministry of Communications



Version Log

Version Update	Content Update	Release Date
VRS International Travel Public User Guide V1.0		24/11/2021





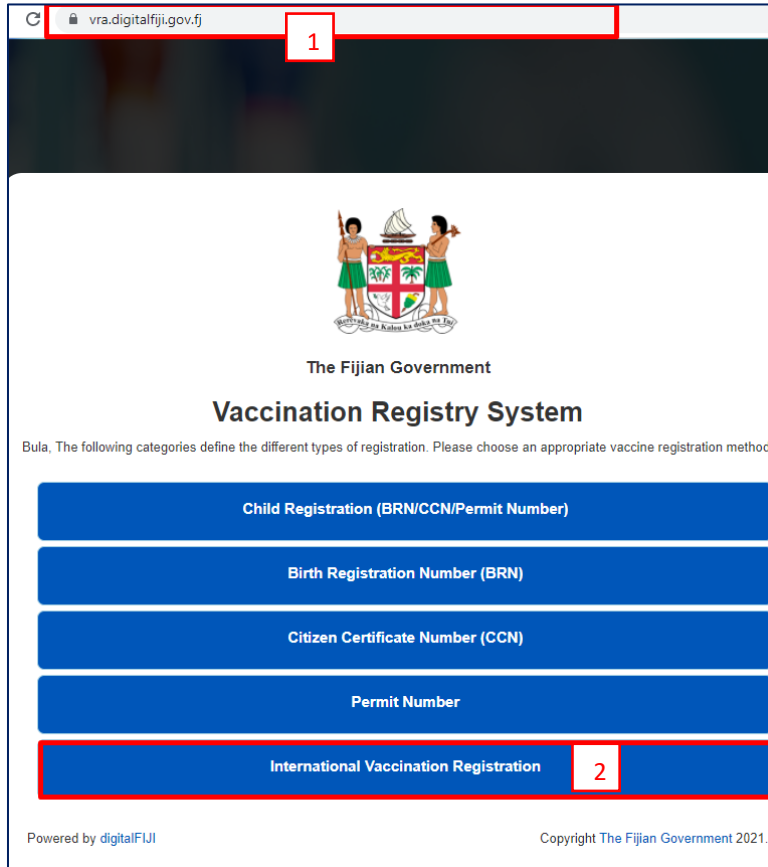
Table of Contents

1.0	International Vaccination Registration	3
1.1	Find My Reference Number	8



1.0 International Vaccination Registration

This module is used to register for international vaccination. If returning citizens have been vaccinated in overseas then the applicant should register using 'International Vaccination Registration' module to notify MOHMS on being vaccinated abroad.



The screenshot shows the website vra.digitalfiji.gov.fj with a red box labeled '1' around the address bar. The page features the Fiji Government logo and the title 'Vaccination Registry System'. Below the title, a message reads: 'Bula, The following categories define the different types of registration. Please choose an appropriate vaccine registration method:'. There are five blue buttons: 'Child Registration (BRN/CCN/Permit Number)', 'Birth Registration Number (BRN)', 'Citizen Certificate Number (CCN)', 'Permit Number', and 'International Vaccination Registration'. The 'International Vaccination Registration' button is highlighted with a red box labeled '2'. At the bottom, it says 'Powered by digitalFIJI' and 'Copyright The Fijian Government 2021.'.

STEP 1: Go to Website URL: <https://vra.digitalfiji.gov.fj>

STEP 2: Click on 'International Vaccination Registration' button.



Page will be displayed to enter your 'VRS Reference Number' and your 'Date of Birth (DOB)'.



The Fijian Government
Vaccination Registry System


VRS Reference Number: * 3
Reference Number i.e 2021000000 Find My Reference Number


Date of Birth (DOB): * 4
Day/Month/Year 5

SEARCH

BACK

STEP 3: Enter your **‘Reference Number’** that you received upon submitting your vaccination registration application.

 Refer to **‘1.1 Find My Reference Number’**, if you do not know your Reference Number.

 **TIP**
You can find your **Reference Number** from:

- **Email/SMS** that you received after submitting your application.
- **Vaccination card** that you received by MHMS after getting your vaccination.
- **Section 1.1 - [Find My Reference Number](#)**

STEP 4: Enter your **‘Date of Birth’** as per your Birth Certificate.

STEP 5: Click on **‘Search’** button.

 The **COVID-19 International Vaccination Registration** page will be displayed.





The Fijian Government COVID-19 INTERNATIONAL VACCINATION REGISTRATION

This form is used to register COVID-19 Vaccination received outside of Fiji. Please complete this form by providing your correct and up-to-date details.

Fields marked with * are mandatory

[Instructions](#)

APPLICATION INFORMATION

BIRTH INFORMATION

PERSONAL INFORMATION

ADDRESS INFORMATION

MEDICAL INFORMATION

OCCUPATION DETAILS

IDENTIFICATION CARD DETAILS

EXISTING VACCINATION RECORD

ADD INTERNATIONAL VACCINATION RECORD

6

Note: Please add your vaccination record for administered doses in the table below

[+ Add International Vaccination](#)

7

Dose Number	Vaccine	Batch	Country of Vaccination	Vaccinated By	Vaccination Time	Action
No Vaccination History Available Currently!						

10 items per page | No items to display



STEP 6: Scroll down to ‘**ADD INTERNATIONAL VACCINATION RECORD**’ to add international vaccination

STEP 7: Click on ‘**Add Vaccination**’ button.

*The vaccination details should be entered as stated on the **vaccination card/certificate** provided by the data entry officer at the vaccination site or sent via email.*

STEP 1: Select ‘**Vaccine**’ that was administered to you.

Optional: Enter the ‘**Batch Name**’.

STEP 2: Select the ‘**Dose Number**’.

Optional: Enter the ‘**Name**’ of the person who vaccinated you.

STEP 3: Enter the ‘**Vaccination Time**’.

STEP 4: Select the ‘**Country**’ you were vaccinated in.

Optional: Select the ‘**Location of Vaccination**’ you were vaccinated at.

STEP 5: Click on the ‘**Save**’ button.

*The vaccination details should be entered as stated on the **vaccination card/certificate** provided by the vaccination officer at the vaccination site or sent via email.*

Dose Number	Vaccine	Batch	Country of Vaccination	Vaccinated By	Vaccination Time	Action
3	AstraZeneca- Covishield	C123BFG	Australia		23/11/2021 04:48:38 PM	



If you have entered any vaccination details incorrectly then Delete the vaccination record and add the vaccination record again.

Delete Vaccination record

STEP 1: Click on 'Bin' icon.

Dose Number	Vaccine	Batch	Country of Vaccination	Vaccinated By	Vaccination Time	Action
3	AstraZeneca- Covishield		Australia		23/11/2021	

STEP 2: Click on 'OK' button to confirm the deleting of record. This record will be removed. If you do not want to delete this record then Click 'Cancel' button.

vra.digitalfiji.gov.fj says

Are you sure you want to delete this record?

ATTACH SUPPORTING DOCUMENTS

Note: Please attach valid Photo ID and Vaccination Certificate as Evidence of vaccination. Once finalized please proceed to 'Submit Information'

Email Address *

Valid Photo ID *

International Vaccination Certificate *

STEP 8: Scroll down to 'Attach Supporting Document' section.

STEP 9: Enter your 'Email Address'. e.g user@gmail.com.

STEP 10: Upload your 'Valid Photo ID'.



Please upload a Valid Photo ID (For Foreign Nationals - Passport), (For Fiji Nationals - Voter ID / Driver Licence / FNPF & TIN Joint Card / Student ID).

STEP 11: Upload your 'International Vaccination Certificate'.



 Please upload International Vaccination Certificate


STEP 12: Click on **'Submit Information'** button.

 The application tracking details will be displayed after successful submission.

APPLICATION TRACKING DETAILS	
Applicant Tracking Number:	1000003
Date of Application:	23/11/2021 3:51:06 PM
VRS Reference Number:	2021011382
Application Status:	Submitted


Please note down this **Tracking Number** as it would be helpful in enquiries

1.1 Find My Reference Number



The Fijian Government
Vaccination Registry System

VRS Reference Number: *

Reference Number i.e 2021000000 


Date of Birth (DOB): *

Day/Month/Year


SEARCH

BACK

STEP 1: Click on [Find My Reference Number](#) Link.



The Fijian Government
Check Reference Number



SEARCH DETAILS

Fields marked with * are mandatory

Registration Type: * 2

BACK **CLEAR** **SEARCH**

SEARCH RESULTS

Your Search Results will be shown here!

STEP 2: Select your 'Registration Type' from the dropdown options.



Select Registration Type ▼

Select Registration Type

Birth Registration Number (BRN)

Citizen Certificate Number (CCN)

Permit Number Registration

- Select BRN**, if you have Fiji Birth Certificate.
- Select CCN**, if you are not born in Fiji however you are Fijian Citizen.
- Select Permit Number**, if you are in Fiji under work permit.

SEARCH DETAILS ▼

Fields marked with * are mandatory

Registration Type: * Birth Registration Number (BRN) ▼

Birth Registration Number (BRN): * Enter Birth Registration Number 3

Date of Birth: * Day/Month/Year 4 📅

BACK
CLEAR
SEARCH 5

SEARCH RESULTS ▼

Your Search Results will be shown here!

STEP 3: Enter your ‘Registration Number’ (BRN/CCN/PN) according to your certificate.

STEP 4: Enter your ‘Date of Birth’ as per your Birth Certificate.

STEP 5: Click on the ‘Search’ button. SEARCH

Information found successfully!	Search was SUCCESSFUL . Your search result will be displayed under ‘Search Result’ section.
Result Not Found!	Information entered may be incorrect, Please contact Ministry of Health and Medical Services

Your information will be shown under the ‘Search result’ section.





SEARCH DETAILS

Fields marked with * are mandatory

Registration Type: *

Birth Registration Number (BRN): *

Date of Birth: *

[BACK](#) [CLEAR](#) [SEARCH](#)

SEARCH RESULTS

Reference Number:	<input type="text" value="2021011382"/>	Registration Date:	<input type="text" value="22/12/2021"/>
Given Name(s):	<input type="text" value="TESTER APPLICANT"/>	Surname:	<input type="text" value="THREE"/>

[BACK](#)

STEP 6: Note down the 'Reference Number' for international vaccination registration. The reference number will be auto populated based on your search

STEP 7: Click on the 'Back' button to continue with international vaccination registration. [BACK](#)

